

FUND PROFILE

Fund Classification	Fixed Income Fund
Risk Profile	Conservative
Fund Currency	Philippine Peso
Launch Date	06-Sep-05
Net Asset Value per Share (NAVPS)	2.4561
Fund Size	PHP 1,227.2 in Millions
Annualized Volatility	3.22%
Duration (Years)	3.29
Management Fee	up to 1.750% per annum
Min. Initial Investment	PHP 5,000
Min. Add'l Investment	PHP 1,000
Min. Holding Period	6 months
Sales Load	Max. of 2%
Exit Fee	1.00% within 6 months
Redemption Notice Period	max. of 7 days
Valuation Method	Marked-to-Market
Custodian Bank	Deutsche Bank AG Manila
Transfer Agent	Metrobank Trust

MARKET UPDATE

Local yields traded flat to slightly lower by 1 – 7 bps as the stronger notion of a June Fed rate cut fueled buying interest in the market, mainly in the belly to the long end of the curve. As expected, the BSP kept their policy rates unchanged in the April MB meeting, while adjusting their risk-adjusted inflation forecasts for 2024 to 4.0% from 3.9% but kept the forecast for 2025 at 3.5%. Risks to inflation continue to remain tilted to the upside, as seen in latest inflation print for March at 3.7%, lower than 3.8% consensus, but higher than 3.4% previous figure. The BTR also released their schedule of borrowings for the 2nd quarter: PHP 195 Bn in TBills, and PHP 390 Bn in T-bonds with tenors mainly focused on the belly to the long end (7-year, 10-year, 15-year, 20-year).

We expect the local GS market to trade rangebound with upward bias given higher US yields, lack of local downward catalysts, additional bond supply from the auctions, and lower expectations of policy rate cuts. Market movement will continue to be dictated by key economic data releases and further signals from the BSP on their monetary policy moving forward.

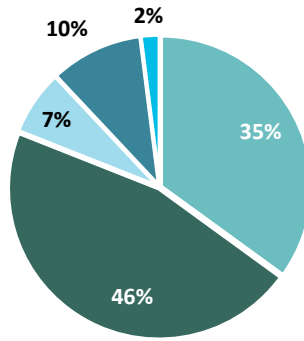
US Treasury yields traded slightly lower by around 3 – 8 bps as the latest Fed dot plot reaffirmed the notion of three Fed rate cuts for the year, with the earliest priced in at the June FOMC meeting. As expected, the Fed kept their policy rates unchanged in the March FOMC meeting as inflation, though easing over the past year, remains elevated and the labor market remains tight. Policymakers continue to estimate three policy rate cuts for the year (same in December dot plot), three cuts in 2025 (one fewer than in December), and three more cuts in 2026. ROP prices traded higher by 0.1 – 1.0 pts as ROP yields tracked the movement in US Treasuries, where the US 10-year closed at 4.206% from 4.252% last month.

We expect the market to trade rangebound in the near term with upward bias given higher US yields as the market is pricing in fewer Fed rate cuts for the year given the recent higher-than-expected data releases (March US CPI 3.5% vs 3.4% consensus, 3.2% previous). Market movement will continue to be dictated by upcoming data releases and signals from the Fed on their monetary policy moving forward.

DISCLAIMER: This is not a deposit product. Earnings are not assured, and principal amount invested is exposed to risk of loss. An investment in the Fund is not insured or guaranteed by the Philippines Deposit Insurance Corporation or any other government agency. This product cannot be sold to you unless its benefits and risks have been thoroughly explained. Past performance is not a guide to future performance. The price of securities can and does fluctuate, and any individual security may experience upward or downward movement.

FUND BASICS

The fund aims to provide returns through investments in government, corporate debt securities, and bank deposits. This fund is suitable for conservative investors with short to medium-term investment horizons.



- Corporate Bonds
- Government Securities
- Cash
- Time Deposit
- Others

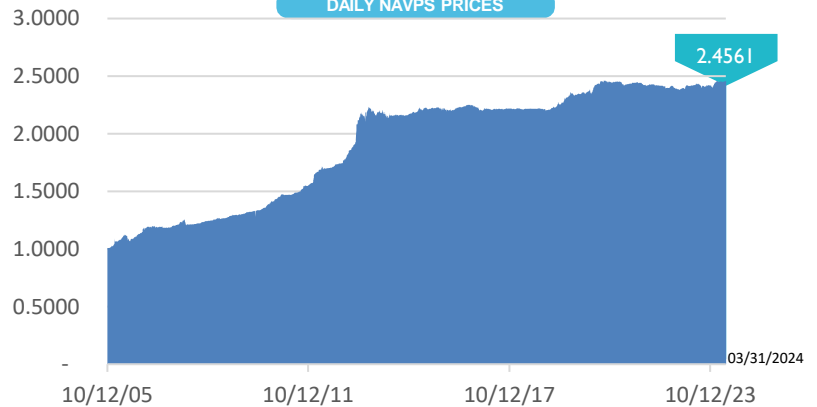
CUMULATIVE RETURNS¹

	YTD	1-year	3-year	5-year	10-year	S.I. ²
SALFIF	-0.03%	1.57%	1.34%	7.96%	13.83%	143.82%
Benchmark ³	0.43%	-4.75%	-2.74%	-	-	-

CALENDAR YEAR RETURNS⁴

	2023	2022	2021	2020	2019	2018	2017
SALFIF	2.76%	-1.41%	-1.11%	4.00%	6.80%	-0.50%	0.47%

DAILY NAVPS PRICES

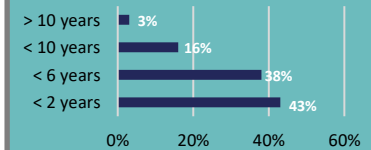


TOP 5 FIXED-INCOME SECURITIES

(46.57% OF FIXED-INCOME SECURITIES HOLDINGS)

	COUPON	MATURITY DATE
CITIBANK NA - USDPHP NOTES	3.6875%	02/09/2024
FXTN 20-17	8.0000%	19/07/2031
SAN MIGUEL FOOD AND BEVERAGES, INC.	5.2500%	10/03/2027
SM INVESTMENTS CORPORATION	3.3613%	02/04/2024
AYALA LAND, INC.	3.8620%	29/09/2025

MATURITY PROFILE



¹ Cumulative returns as of March 31, 2024.

² Since Inception as of 10/12/05.

³ Benchmark – Blended FI Benchmark. (Blended FI Benchmark is composed of 60% BPHILR Index+ 30% SPBPHCPT Index + 10% PSAVAVE Index and was first used on 09/01/20)

⁴ Calendar Year Return is computed by getting the change on NAVPS from the first business day of the calendar year to the last business day of same year (Jan 01 – Dec 31 of a given year).

Note: Year-to-date (YTD) return refers to the amount of profit made by an investment since the first day of the current year

Fund Information

Fund Allocation

Historical Returns

Fund Performance

Top Holdings